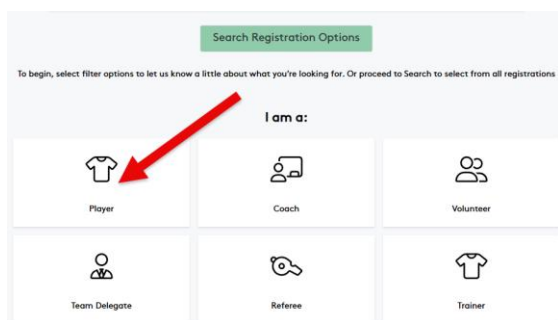




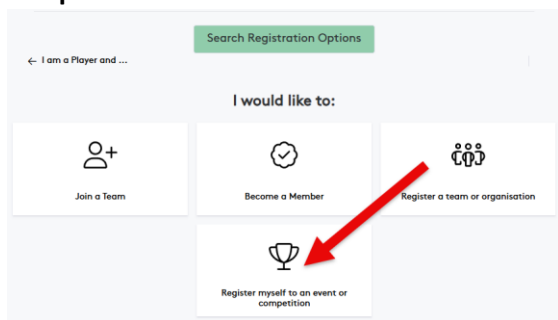
## Register as an Individual (Player without a Team)

Some Associations will offer the option for players who do not have a team to register their interest in playing, and then the competition organisers will attempt to place players into teams. If the Association you are registering at offers this option please follow these steps to register unless the Association advises they have a different process (check their website and socials).


1. Go to the Associations registration portal.  
Generally, this will be **<https://assemble.oztag.com.au/association name>**
2. If you do not have an Assemble profile, create one, otherwise log into the portal (note: Your username/password is the same across ALL Australian Oztag Associations)
3. On the first screen, click the '**Player**' icon



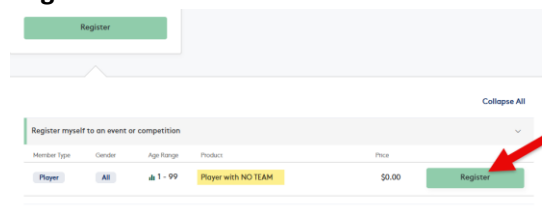
4. Then click the '**Register myself to an event or competition icon**'



5. If the Association offers the option to register as an individual without a team, Event tiles will be shown. Click on the **Register** button of the Event you wish to register into.



6. Look for an item that indicates Player with No Team, or similar, registration. Click the **Register** button



7. Depending on how the Association accepts these types of registrations you will be presented with a number of screens, follow the prompts and complete the required information.
8. After completing the registration, you will be contacted by the Association if they find you a team.